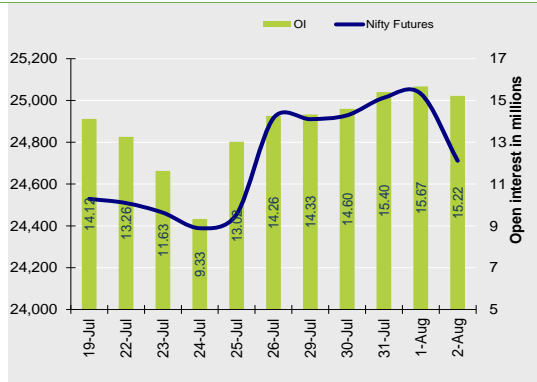


Nifty Snapshot

	Close	Prv Cl.	Ab chg	% chg
Spot	24,717.70	25,010.90	-293.20	-1.17
Futures	24,711.55	25,032.25	-320.70	-1.28
OI(mlshr)	15.22	15.67	-0.45	-2.88
Vol (lots)	329256	229057	100199	43.74
COC	-6.15	21.35	-27.50	-128.8
PCR-OI	0.91	1.29	-0.39	-29.8

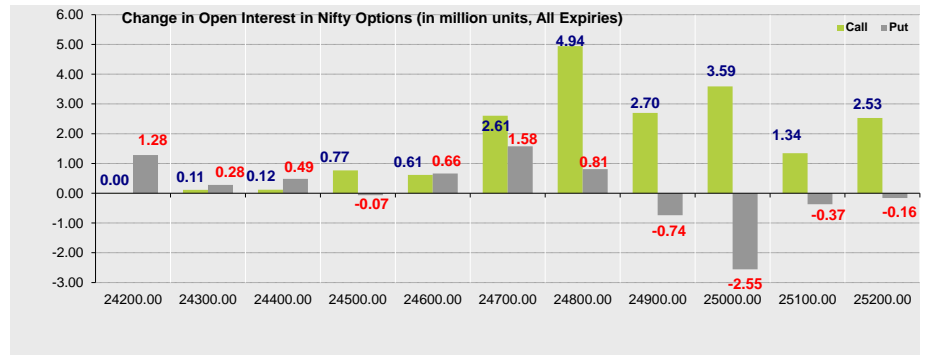
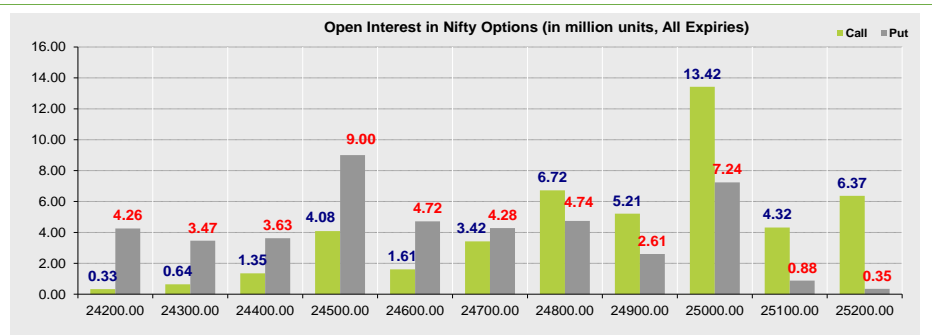
Nifty Futures Price v/s OI



Summary

- Indian markets closed on negative note where selling was mainly seen in Oil & Gas, Automobiles, IT sectors. Nifty Aug Futures closed at 24711.55 (down 320.70 points) at a discount of 6.15 pts to spot.
- FII's were net sellers in Cash to the tune of 3310.00 Cr and were net sellers in index futures to the tune of 1394.66 Cr.
- India VIX increased by 11.40% to close at 14.32 touching an intraday high of 14.51.

Open Interest in Nifty Options:



Institutional Activity in previous trading session

(in Rs cr.)	Buy	Sell	Net
Index Futures	4091.94	5486.60	-1394.66
Index Options	1180185.75	1147316.47	32869.28
Stock Futures	32166.73	40273.35	-8106.62
Stock Options	50533.90	52106.24	-1572.34
FII Cash	14,184.90	17,494.90	-3,310.00
DII Cash	16,579.92	13,613.98	2,965.94

Net FII Activity (in Rs cr.)

Date	Idx Fut	Stk Fut	Idx Opt	Cash
2-Aug	-1394.7	-8106.6	32869.3	-3310
1-Aug	1390.2	1626.8	-40694.2	2089
31-Jul	-1267.0	-639.6	42181.7	-3462
30-Jul	385.5	-2143.5	53913.2	-5599
29-Jul	1672.6	-1351.4	-11635.4	-2475
26-Jul	4366.7	7074.1	14850.9	2546

Technical Pivot (Intraday):

	S2	S1	PIVOT	R1	R2
NIFTY	24540	24625	24755	24840	24970
BANKNIFTY	50855	51140	51440	51725	52025

- The above second chart shows previous trading day's change in Nifty options where Addition in OI were seen in 24400, 24600, 24700 strike Puts and at 25000, 24900, 24800, 24700 strike Calls indicating market is likely to remain negative in the near term.
- Highest OI build-up is seen at 25000 strike Calls and 24500 strike Puts, to the tune of 13.42mn and 9.00mn respectively.

Outlook on Nifty:

Index is likely to open on a gap down note today and is likely to remain negative during the day.

(Price is in Rs; OI is in million units; Price chg and OI chg are in percentage) **NB RESEARCH**

Fresh Longs seen in:					Fresh Shorts seen in:				
Scrip	Price	Price chg	OI	OI Chg	Scrip	Price	Price chg	OI	OI Chg
CHAMBLFERT	524.6	0.4	18.2	27.1	CUMMINSIND	3517.8	-8.4	5.8	9.6
DIVISLAB	4956.1	1.2	3.0	7.7	ABCAPITAL	212.2	-3.9	97.1	8.6
NAUKRI	7250.2	4.3	1.4	7.1	UPL	537.9	-4.3	38.3	8.5
Short Covering seen in:					Long Unwinding seen in:				
Scrip	Price	Price chg	OI	OI Chg	Scrip	Price	Price chg	OI	OI Chg
GRANULES	646.8	2.1	11.3	-6.6	FINNIFTY	23398.0	-0.6	0.1	-12.8
NESTLEIND	2503.0	0.2	6.9	-5.5	GNFC	680.7	-3.7	8.6	-10.8
SHRIRAMFIN	3000.2	0.0	7.4	-4.1	MARUTI	12755.3	-3.9	3.1	-9.4

NIFTY50 Options OI (CE OI = Resistance) (PE OI = Support)			
Symbol	Highest CE OI	Highest PE OI	CMP
ADANIPTS	1600	1500	1595
ADANIENT	3200	3200	3181
ASIANPAINT	3200	3000	3120
AXISBANK	1200	1100	1165
BAJAJ-AUTO	10000	8500	9639
BAJAJFINSV	1700	1600	1628
BAJFINANCE	7000	6500	6747
BHARTIARTL	1520	1400	1493
BPCL	360	300	348
BRITANNIA	6000	5650	5669
CIPLA	1600	1500	1534
COALINDIA	540	450	521
DIVISLAB	5000	4500	4956
DRREDDY	7000	6500	6947
EICHERMOT	5000	4600	4677
GRASIM	2800	2700	2709
HCLTECH	1640	1600	1615
HDFCBANK	1700	1600	1665
HDFCLIFE	720	640	710
HEROMOTOCO	5600	5000	5297
HINDALCO	700	650	647
HINDUNILVR	2800	2700	2705
ICICIBANK	1220	1200	1190
ITC	500	500	491
INDUSINDBK	1500	1400	1411

NIFTY50 Options OI (CE OI = Resistance) (PE OI = Support)			
Symbol	Highest CE OI	Highest PE OI	CMP
INFY	1900	1800	1830
IOC	185	180	178
JSWSTEEL	960	900	902
KOTAKBANK	1840	1800	1808
LT	3800	3500	3676
LTIM	5700	5500	5526
M&M	3000	2700	2758
MARUTI	14000	12000	12755
NESTLEIND	2500	2500	2503
NTPC	430	400	418
ONGC	350	320	329
POWERGRID	370	340	357
RELIANCE	3000	3000	2997
SBILIFE	1780	1600	1752
SBIN	900	800	851
SUNPHARMA	1740	1700	1740
TATACONSUM	1220	1214.9	1198
TATAMOTORS	1200	1100	1092
TATASTEEL	170	160	159
TCS	4400	4000	4296
TECHM	1560	1400	1511
TITAN	3500	3400	3479
ULTRACEMCO	12000	11000	11747
UPL	600	500	538
WIPRO	600	500	504

OI against MWPL				
Symbol	MWPL	Open Interest	Limit for next day	% OI
INDIACEM	44360911	68060100	Ban	153%
INDIAMART	6087018	6655200	Ban	109%
BSOFT	32626827	34001000	Ban	104%
CHAMBLFERT	31488204	31692000	Ban	101%
ABCAPITAL	161899049	162718200	Ban	101%
RBLBANK	121256568	115815000	Ban	96%
MANAPPURAM	109626743	101598000	2547405	93%
GNFC	17249403	15856100	Ban	92%
GRANULES	29633038	26840000	Ban	91%
HINDCOPPER	65482129	58244350	3963672	89%
EXIDEIND	91809066	80829000	6389612	88%
BANDHANBNK	193370862	162638000	21064318	84%
BANKBARODA	372635498	297715275	56288448	80%
ABFRL	83419778	65876200	13372589	79%
LICHSGFIN	60244101	47276000	9955895	78%
PNB	591377974	463640000	98169075	78%
IDFCFIRSTB	966311538	756517500	161478461	78%
IDEA	7934775627	6175720000	1362316845	78%
BIOCON	93845890	71327500	17826095	76%
SAIL	289139949	217672000	57010951	75%
IEX	177845485	131778750	37174460	74%
SBICARD	59683524	44048800	12650547	74%
VEDL	339787241	238960800	83837078	70%
CANBK	672420574	471507750	167291795	70%
PEL	24116103	16719000	6191297	69%
HAL	37934515	26082000	9955789	69%
OFSS	4732126	3168900	1326619	67%
DIXON	7988703	5346700	2242567	67%
LTF	167461848	111179654	47909101	66%
NMDC	229794455	151042500	67262232	66%
ADANIENT	57646033	37751400	17012331	65%
BHEL	256482590	166763625	76894835	65%
SUNTV	19704232	12679500	6039520	64%

OI against MWPL				
Symbol	MWPL	Open Interest	Limit for next day	% OI
UPL	101555620	64859600	31618239	64%
IRCTC	60165566	38276875	18880412	64%
ACC	16266067	10323600	5129163	63%
BALRAMCHIN	23040698	14046400	7842263	61%
CONCOR	55081874	33090000	19237780	60%
INDUSTOWER	258462437	154992400	90546915	60%
GMRINFRA	716538553	414607500	266104125	58%
ESCORTS	6768976	3909400	2521127	58%
NATIONALUM	178967755	103102500	66916867	58%
RAMCOCEM	27272201	15518450	10390140	57%
TATACHEM	31601465	17873350	12148041	57%
ASHOKLEY	282419403	151490000	116808432	54%
NAVINFLUOR	7060735	3748675	2959023	53%
PVRINOX	14163124	7471706	5983261	53%
IDFC	319996887	167460000	136537042	52%
AARTIIND	41153022	21176000	17919370	51%
HINDPETRO	191910891	95582025	86733321	50%

Derivative Recommendations:

Stock Name	Call (Buy/Sell)	Entry price	Targets	Stop Loss	Duration	Status
NIFTY (Long Straddle)	Buy	695	950	545	Positional	Open

FROM THE EQUITY DERIVATIVE DESK:

NIRAV HARISH CHHEDA
AVP - DERIVATIVES AND TECHNICAL RESEARCH
E-Mail: nirav.chheda@nirmalbang.com
Tel no: 6273-8199/8000

AMIT BHUPTANI
SNR.DERIVATIVES AND TECHNICAL RESEARCH ANALYST
E-Mail: amit.bhuptani@nirmalbang.com
Tel no: 6273-8242/8000

DISCLOSURES

Research Reports that are published by Nirmal Bang Securities Private Limited (hereinafter referred to as "NBSPL") are for private circulation only. NBSPL is a registered Research Analyst under SEBI (Research Analyst) Regulations, 2014 having Registration no. INH000001766. NBSPL is also a registered Stock Broker with National Stock Exchange of India Limited, BSE Limited, Metropolitan Stock Exchange of India Limited, Multi Commodity Exchange of India Limited, National Commodity and Derivative Exchange Limited and Indian Commodity Exchange Limited in cash and Equity and Commodities derivatives segments.

NBSPL has other business divisions with independent research teams separated by Chinese walls, and therefore may, at times, have different or contrary views on stocks and markets.

NBSPL or its associates have not been debarred / suspended by SEBI or any other regulatory authority for accessing / dealing in securities Market. NBSPL, its associates or analyst or his relatives do not hold any financial interest (Except Investment) in the subject company. NBSPL or its associates or Analyst do not have any conflict or material conflict of interest at the time of publication of the research report with the subject company. NBSPL or its associates or Analyst or his relatives may or may not hold beneficial ownership of 1% or more in the subject company at the end of the month immediately preceding the date of publication of this research report.

NBSPL or its associates / analyst has not received any compensation / managed or co-managed public offering of securities of the company covered by Analyst during the past twelve months. NBSPL or its associates have not received any compensation or other benefits from the company covered by Analyst or third party in connection with the research report. Analyst has not served as an officer, director or employee of Subject Company. NBSPL / analyst has not been engaged in market making activity of the subject company.

Analyst Certification: The research analysts and authors of these reports, hereby certify that the views expressed in this research report accurately reflects my/our personal views about the subject securities, issuers, products, sectors or industries. It is also certified that no part of the compensation of the analyst(s) was, is, or will be directly or indirectly related to the inclusion of specific recommendations or views in this research. The analyst(s) principally responsible for the preparation of this research report and has taken reasonable care to achieve and maintain independence and objectivity in making any recommendations.

DISCLAIMER

This report is for the personal information of the authorized recipient and does not construe to be any investment, legal or taxation advice to you. NBSPL is not soliciting any action based upon it. Nothing in this research shall be construed as a solicitation to buy or sell any security or product, or to engage in or refrain from engaging in any such transaction. In preparing this research, we did not take into account the investment objectives, financial situation and particular needs of the reader.

This research has been prepared for the general use of the clients of NBSPL and must not be copied, either in whole or in part, or distributed or redistributed to any other person in any form. If you are not the intended recipient you must not use or disclose the information in this research in any way. Though disseminated to all the customers simultaneously, not all customers may receive this report at the same time. NBSPL will not treat recipients as customers by virtue of their receiving this report. This report is not directed or intended for distribution to or use by any person or entity resident in a state, country or any jurisdiction, where such distribution, publication, availability or use would be contrary to law, regulation or which would subject NBSPL & its group companies to registration or licensing requirements within such jurisdictions.

The report is based on the information obtained from sources believed to be reliable, but we do not make any representation or warranty that it is accurate, complete or up-to-date and it should not be relied upon as such. We accept no obligation to correct or update the information or opinions in it. NBSPL or any of its affiliates or employees shall not be in any way responsible for any loss or damage that may arise to any person from any inadvertent error in the information contained in this report. NBSPL or any of its affiliates or employees do not provide, at any time, any express or implied warranty of any kind, regarding any matter pertaining to this report, including without limitation the implied warranties of merchantability, fitness for a particular purpose, and non-infringement. The recipients of this report should rely on their own investigations.

This information is subject to change without any prior notice. NBSPL reserves its absolute discretion and right to make or refrain from making modifications and alterations to this statement from time to time. Nevertheless, NBSPL is committed to providing independent and transparent recommendations to its clients, and would be happy to provide information in response to specific client queries.

Before making an investment decision on the basis of this research, the reader needs to consider, with or without the assistance of an adviser, whether the advice is appropriate in light of their particular investment needs, objectives and financial circumstances. There are risks involved in securities trading. The price of securities can and does fluctuate, and an individual security may even become valueless. International investors are reminded of the additional risks inherent in international investments, such as currency fluctuations and international stock market or economic conditions, which may adversely affect the value of the investment. Opinions expressed are subject to change without any notice. Neither the company nor the director or the employees of NBSPL accept any liability whatsoever for any direct, indirect, consequential or other loss arising from any use of this research and/or further communication in relation to this research. Here it may be noted that neither NBSPL, nor its directors, employees, agents or representatives shall be liable for any damages whether direct or indirect, incidental, special or consequential including lost revenue or lost profit that may arise from or in connection with the use of the information contained in this report.

Copyright of this document vests exclusively with NBSPL. Our reports are also available on our website www.nirmalbang.com